

Name of Listed Equity: PILANI INVESTMENT & INDUSTRIES CORP LTD

Scrip Code:

Shareholding Pattern Filed under: Reg. 31(1)(D) Quarter Ended: 31/03/2018

Particulars	Yes	No
1 Whether the Listed Equity has issued any Partly Paid up shares?		No
2 Whether the Listed Equity has issued any Convertible Securities or Warrants?		No
3 Whether the Listed Equity has any shares against which Depository Receipts are issued?		No
4 Whether the Listed Equity has any shares in Locked-in?		No
5 Whether any shares held by Promoters are Pledge or otherwise encumbered?		No




TABLE I - SUMMARY STATEMENT HOLDING OF SPECIFIED SECURITIES

Category of shareholders	Nos. of Shareholders	No. of Fully Paid-up Equity Shares Held	No. of Partly Paid-up Equity Shares Held	No. of Shares Held Depository Receipt	Total Nos. of Shares Held	Shareholding as calculated as per SCRR, 1957 as a % of (A+B+C)	Number of Voting Rights Held in each class of securities		Underlying securities convertible into securities (as a % of total share capital) (C) = (D)+(E) as a % of (A)+(B)+(C)	Number of Locked in shares (CII)	Number of Registered or otherwise Encumbered (CIII) Held in demat form
							Class X	Class Y			
(A) Promoter & Promoter Group	9	453416	57549	453416	57549	57.549	453416	57.549	453416	453416	1307376
(B) Public	6065	3357334	42461	3357334	42461	42.461	3357334	42.461	42461	42461	
(C) Non Promoter - Non Public											
(CII) Shares underlying DRs											
(CIII) Shares Held by Employee Trusts											
TOTAL	6074	7991750	100,000	7991750	100,000	100.000	7991750	100.000	7991750	100,000	5868814



TABLE II - STATEMENT SHOWING SHAREHOLDERS/EMPLOYEES OF THE PROMOTER AND PROMOTER GROUP

Category of shareholders	IPIN	Nos. of Shares held	No. of Fully Paid-up Equity Shares held	No. of Partly Paid-up Equity Depository Receipts held	Underlying Shares held	Total Nos. of Shares held	Shareholding (calculated as per SEBI, 1957 (44/4422))		No. of Voting Rights	Underlying securities convertible securities (including convertible securities (as a % of (A)+(B)+(C))	No. of Shares held	Member of Locked in Shares (XII)	Member of Locked in Shares (XIII)	Member of Locked in Shares (XIV)
							as a % of (A)+(B)+(C)	as a % of (A)+(B)+(C)						
(1) Indian														
(a) Individuals/Hindu undivided Family														
(b) Central Government/State Government(s)														
(c) Financial Institutions/Banks														
(d) Any Other														
		7	4179109	2755494		4179109	52,842	34,388	4179109	52,842	34,388	4179109	2755494	4179109
ADITYA MANUJESWAR AND MANUJESWAR														
URONG LINDI			17521			17521	0.222		17521	0.222				17521
B. K. VIDYA FUNDATION			300			300	0.004		300	0.004				300
CENTRAL INDIA GENERAL AGENTS LTD									6700	0.085				6700
ARUNACHAL INVESTMENT & FINANCIAL SERVICES LIMITED			8700			8700	0.110		8700	0.110				8700
MANU INVESTMENT AND TRADING COMPANY LTD.			1406986			1406986	17.790		1406986	17.790				1406986
PROPRITIARY INVESTMENT LTD.			3408			3408	0.043		3408	0.043				3408
ZERITH DISTRIBUTORIES AND AGENT S. LTD.			372307			372307	4.708		372307	4.708				372307
VIDYA EDUCATIONAL INSTITUTION		2	16500			16500	0.209		16500	0.209				16500
PRANASH EDUCATIONAL SOCIETY Clearing Members			355807			355807	4.499		355807	4.499				355807
Sub-Total (A)(1)		9	4551416			4551416	57.549		4551416	57.549				4551416
(2) Foreign														
(a) Individuals (Non-Resident Individuals/Foreign Individuals)														
(b) Government														
(c) Institutions														
(d) Foreign Portfolio Investor														
(e) Any Other FPIs														
Sub-Total (A)(2)														
Total Shareholding of Promoter and Promoter Group (A)=(A)(1)+(A)(2)			9	4551416		4551416	57.549		4551416	57.549				4551416




TABLE III - STATEMENT SHOWING SHAREHOLDERS/PARTNERS OF THE PUBLIC SHAREHOLDER

Category of shareholders	PAN	Nos. of Shares	No. of Fully Paid-up Equity Shares Held	No. of Partly Paid-up Equity Shares Held	No. of Depository Receipts	Total No. of Shares Held	Shareholding as calculated as per SEBI, 1957		No. of Voting Rights	Underlying % of securities in shares	No. of Locked in shares	No. of Shares pledged or otherwise encumbered	No. of Shares held in demat
							As a % of (A+B+C+D)	As a % of (A+B+C)					
(1) Institutions													
(a) Mutual Funds													
(a) SBI SMALL AND MIDCAP FUND	87843	1	87843	87843	87843	87843	1.111	87843	1.111	1.111	1.111	87843	87843
(b) Venture Capital Funds													
(c) Alternate Investment Funds													
(d) Foreign Venture Capital Investors													
(e) Foreign Portfolio Investors		5	12449	12449	12449	12449	0.157	12449	0.157	0.157	0.157	12449	12449
(f) Financial Institutions/Banks		3	19700	19700	19700	19700	0.249	19700	0.249	0.249	0.249	19700	19700
(g) Insurance Companies													
(h) Provident Funds/Pension Funds													
(i) Any Other Foreign Institutional Investors													
NS													
NTI - Corporate													
Sub-Total (1)(1)		9	119972	119972	119972	119972	1.517	119972	1.517	1.517	1.517	119972	119972
(2) Central Government/State Government(s)/President of India													
Sub-Total (1)(2)													
(3) Non-Institutions													
(a) Individuals													
(i) Individual shareholders holding nominal share capital up to Rs. 2 Lakhs.		5762	612719	612719	612719	612719	7.747	612719	7.747	7.747	7.747	5762	5762
(ii) Individual shareholders holding nominal share capital in excess of Rs. 2 Lakhs.		2	95571	95571	95571	95571	1.208	95571	1.208	1.208	1.208	95571	95571
(b) NEFTs registered with NSDL													
(c) Employee Trusts													
(d) Overseas Depositors (holding DRs) (balancing figure)													
(e) Any Other Bodies Corporate		160	2405064	2405064	2405064	2405064	30.410	2405064	30.410	30.410	30.410	2405064	2405064
GARLIER MERGINS CH. LTD.			454068	454068	454068	454068	5.743	454068	5.743	5.743	5.743	454068	454068
SRI VENKATESWARA EDUCATIONAL TRUSTS			112847	112847	112847	112847	1.427	112847	1.427	1.427	1.427	112847	112847
L. INSTITUTE			1365223	1365223	1365223	1365223	17.515	1365223	17.515	17.515	17.515	1365223	1365223
THE PARLAB FRENCH & TRADING CO. LTD.													
PTI - Individual		24	4054	4054	4054	4054	0.051	4054	0.051	0.051	0.051	4054	4054
REU - Repatriable		27	16485	16485	16485	16485	0.208	16485	0.208	0.208	0.208	16485	16485
REU - Non-Repatriable													
DDPS		16	15500	15500	15500	15500	0.196	15500	0.196	0.196	0.196	15500	15500
Trusts		63	73195	73195	73195	73195	0.925	73195	0.925	0.925	0.925	73195	73195
Clearing Members		2	14754	14754	14754	14754	0.187	14754	0.187	0.187	0.187	14754	14754
DEFF Authority													
Sub-Total (3)(1)		6756	3237942	3237942	3237942	3237942	40.934	3237942	40.934	40.934	40.934	3237942	3237942
Sub-Total (3)(2)													



TABLE III - STATEMENT SHAREHOLDERSHIP OF THE PUBLIC SHAREHOLDERS

Category of shareholders	IPW	Nos. of Shareholders	No. of Fully Paid-up Equity Shares Held	No. of Partly Paid-up Equity Shares Held	No. of Depository Receipts	Total Shares Held	Shareholding as calculated as per SEBI, 1957 as a % of (A)+(B)+(C)	Number of Voting Rights held in each class of securities:		Underlying % outstanding convertible securities (including of diluted securities (share capital) (X) as a % of (D)+(B)+(C))	Number of Locked in shares (XII)	Number of Shares (I) (Number of pledged or otherwise encumbered) (XIII)	Number of Shares (II) (Number of pledged or otherwise encumbered) (XIII)
								Class X	Class Y				
(D)	(D)		(D)		(D)	(D)		(D)	(D)	(D)			
		6065	357334			357334	42.451	357334	42.451				
Total Public Shareholding (D)			357334			357334	42.451	357334	42.451				
													1309398

Total Public Shareholding (D) = (D)+(D)+(D)+(D)+(D)




TABLE IV - STATEMENT SHOWING SHAREHOLDERS OF THE NON PROMOTER - NON PUBLIC SHAREHOLDERS

Date/Name of shareholders	IPM	Nos. of Shareholders	No. of Fully Paid-up Equity Shares Held	No. of Partly Paid-up Equity Shares Held	Underlying Depository Receipt	Total Nos. of Shares Held	Shareholding as calculated as per SEBI, 1957 as a % of (A+B+C)	Number of Voting Rights held in each class of securities		Underlying % assuming full conversion of convertible securities (as a % of securities (including share warrants) (X))	No. of securities (including share warrants) (X)	is a % of (A)+(B)+(C)	Number of Locked in shares (XII)	Number of Equity Shares held in demat form (XIII)	Number of Shares (XIV)
								Class X	Class Y						
(K1)		(XII)	(XIV)	(XV)	(XVI)	(XVII) = (XIV)+(XV)+(XVI)	(XVIII)	(XIX)	(XX)	(XXI)	(XXII)	(XXIII)	(XXIV)	(XXV)	(XXVI)

(1) Custodian, NR Holder
 (2) Employee Benefit Trust Under SEBI (share based Employee Benefit) Regulations, 2014

Total Non-Promoter - Non-Public Shareholding (P)=(X)+(XII)+(XIII)
 (K2)




TABLE IV - STATEMENT SHOWING SHAREHOLDERS OF THE NON-PROMOTER - NON-PUBLIC SHAREHOLDERS

Date/Name of shareholders	IPM	Nos. of Shareholders	No. of Fully Paid-up Equity Shares Held	No. of Partly Paid-up Equity Shares Held	Underlying Depository Receipt	Total Nos. of Shares Held	Shareholding as per SCRR, 1957 as a % of (A+B+C)	Number of Voting Rights held in each class of securities		Underlying % assuming full conversion of convertible securities (as a % of securities (including share capital) (C)+(D)+(E)+(F))	No. of Locked in shares (XIII)	Number of Locked in shares (XIV)	Number of Shares (XV)
								Class X	Class Y				
(1)		(II)	(III)	(IV)	(V)	(VI) = (III)+(IV)+(V)	(VII)	Total of Rights	(X)	(XI) = (X)+(XII)	(XIII)	(XIV)	(XV)

- (1) Custodian, NR Holder
- (2) Employee Benefit Trust Under SEBI (Share Based Employee Benefit) Regulations, 2014

Total Non-Promoter - Non-Public Shareholding (P)=(C)+(D)+(E)+(F)+(G)

